

Serena Dworzynski

ART 4944

Fall 2018

Project One-B:

Illustrator Interpretation

Table of Contents:

Project Guidelines

Original Images

Original Sketches

Line Art

Layer Development

Textures

Final Product

Final Product



DAVID SHORT - ASST. PROFESSOR
Montague 230
drshort@d.umn.edu
218-726-6072

ART 4944
PROJECT ONE-B: ILLUSTRATOR INTERPRETATION

CHALLENGE

It is often said “Imitation is the sincerest form of flattery,” and in this stage of the project you will recreate the favorite illustration work you identified in your Project One-A artist presentation, and create a ‘digital version’ of it.

REQUIREMENTS

- Your final artwork may be assembled using either Photoshop or Illustrator software, or a combination of the two.
- Use of any hand-rendering techniques is encouraged, and minimal proportional reference tracing is allowed. Scan them into the computer to use as guidelines within the composition and most working professional illustrators do.
- Deconstruct your illustration ‘depths’ before digital construction. What elements occur in the background? What elements occur in mid-ground level? What elements occur at the foreground level? NOTE: There is a high-probability that your illustration will have more than just three basic ‘levels,’ also some singular elements may pass through/between multiple levels and may/should be acknowledged on their own level.
- Final print size must match the *same proportional ratio* of the original work, but fit within an 11”x17” printable sheet. *Include* a small color print of the original referenced artwork on the back of the board with your name/class name/my name/Semester-Year notation.
- Final print should be mounted to black matte board with a 1” border on top and sides, and a 1.25” border on the bottom edge.
- All progress work will be shown in your digital process binder and should demonstrate these design strategies.

FINAL SUBMISSION

- ___ Submit one PDF of final layout Canvas Project One-B location
- ___ Submit one PDF of your Digital Process Book (DPB)
- ___ Submit your original digital .PSD (or .AI) file of your project
- ___ Final project printed and mounted to board as described above.

GRADING

You will be graded on the material described in the rubric of our GD4 syllabus.

Original images


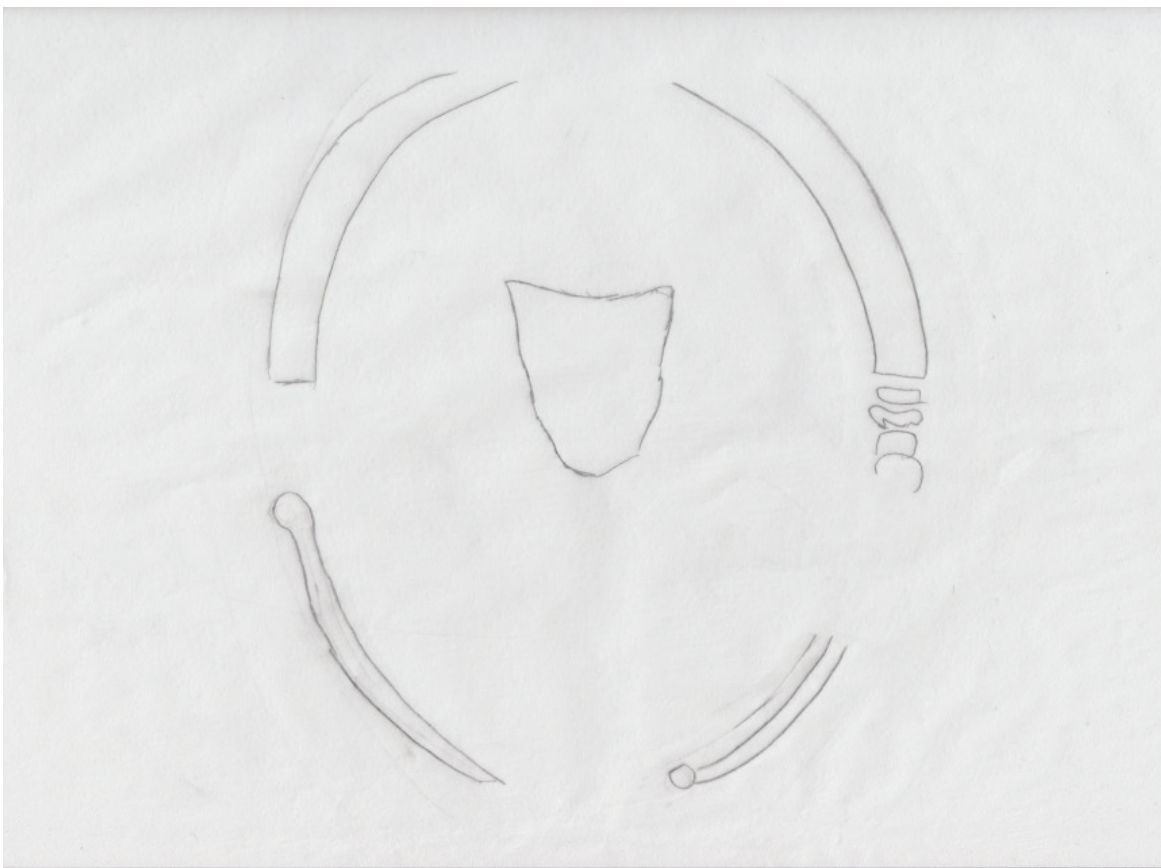




Fantasia: Writ of Spring

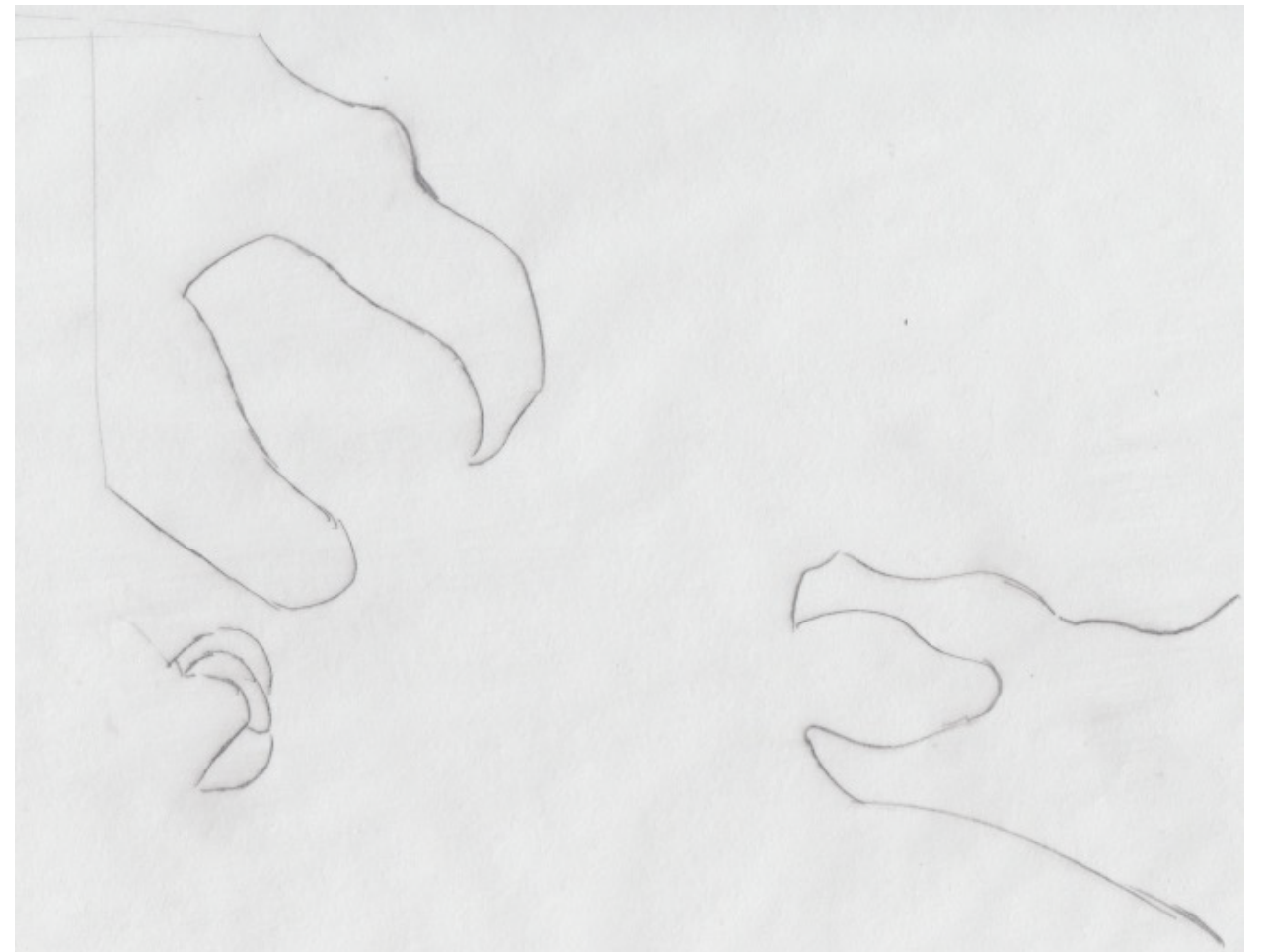


Snow White and the Seven Dwarves


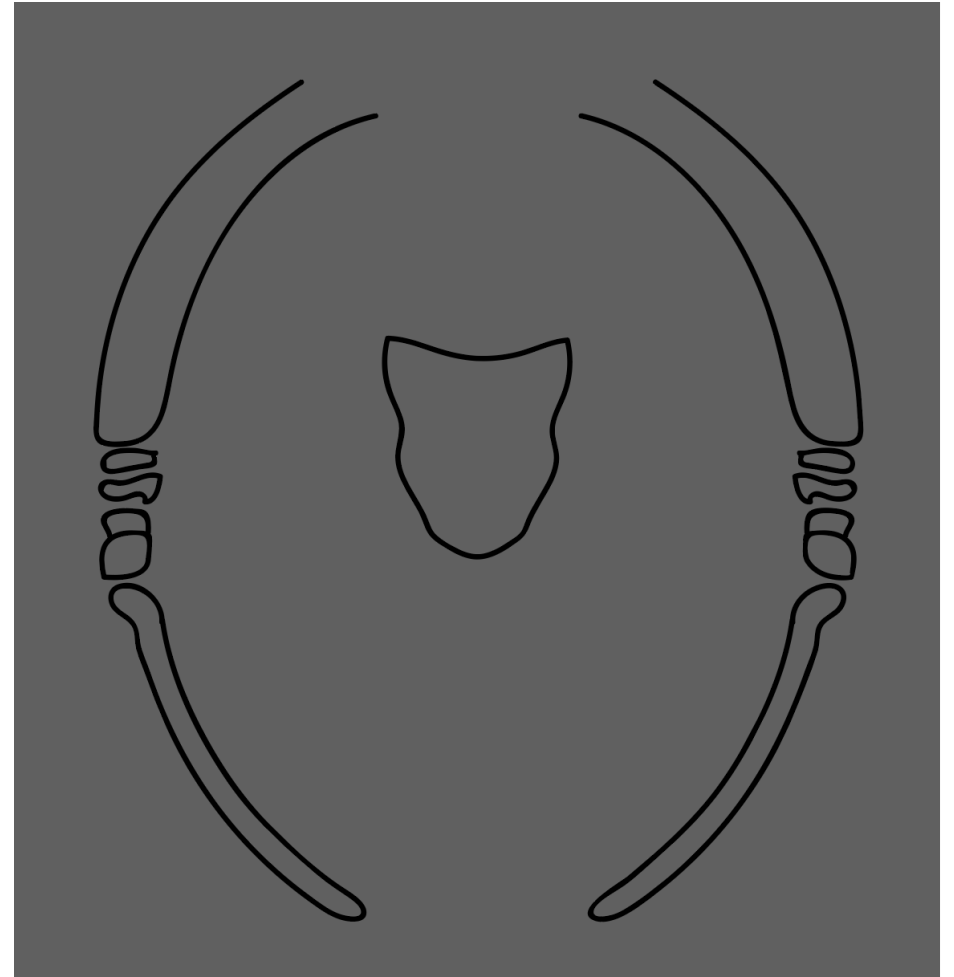

Original Sketches






Original Sketches




Line Art





Line Art




Layer Development




Layer Development



Final Product .tif File



Textures



Serena Dworzynski

ART 4944

Fall 2018

Project One-B:

Illustrator Interpretation